IP Wifi Tuya Apartment Video Intercom With Face Recognition

- WiFi Tuya/ Smart Life
- Touch Screen
- Monitoring
- 130° Wide Angle
- Snapshot
- Night Vision
- 1080P HD Camera 2MP
- Security Alarm
- Multi Lauguage
- Call Monitor
- Dual-way Call/Talk
- Unlock Door
- IP Waterproof
- Face Recognition



2-WAY AUDIO

You can talk remotely with the person who rings the doorbell in real-time

GET YOUR FEONT DOOR UNDER SECURITY

HD 2MP 1080P Clear Image

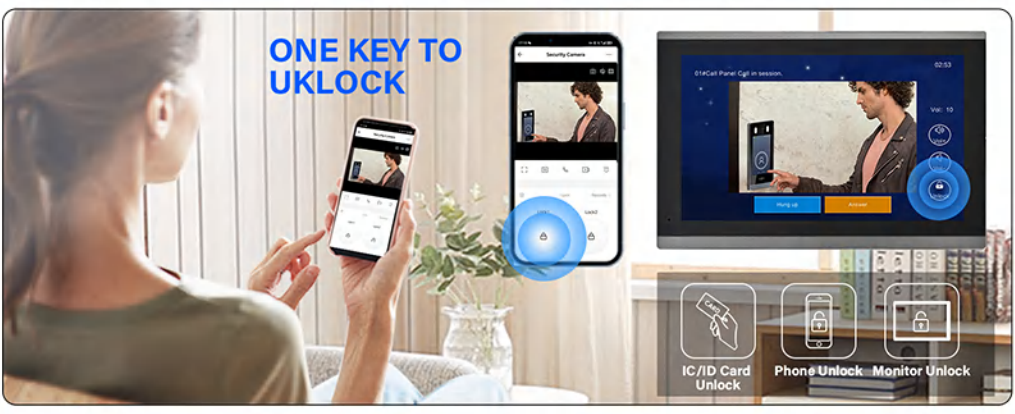

ONE KEY TO UKLOCK

IC/ID Card Unlock
Phone Unlock
Monitor Unlock

Suitable For Various Environments


Apartment
Building
Office
Hotel
tuya

10.1 Inch Outdoor Station Details

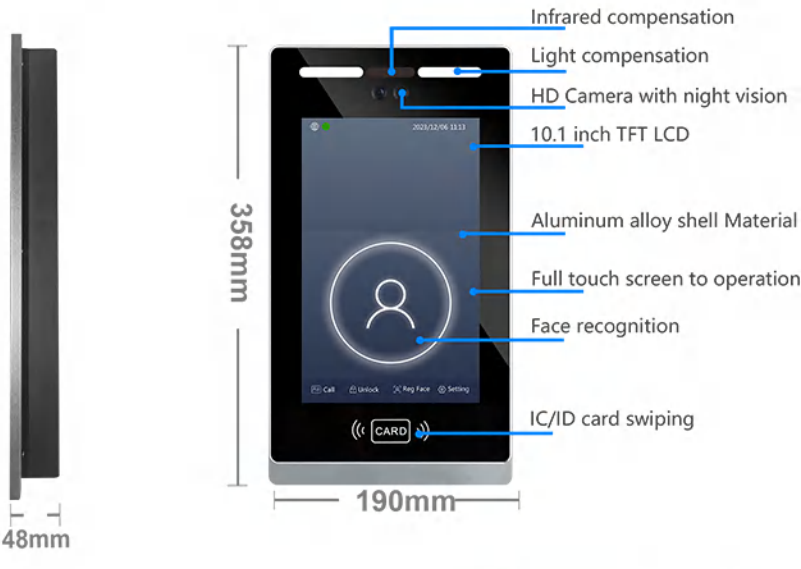
Infrared compensation
Light compensation
HD Camera with night vision
10.1 inch TFT LCD
Aluminum alloy shell Material
Full touch screen to operation
Face recognition
IC/ID card swiping
CARD
Call
Unlock
Reg Face
Setting
358mm
190mm
48mm

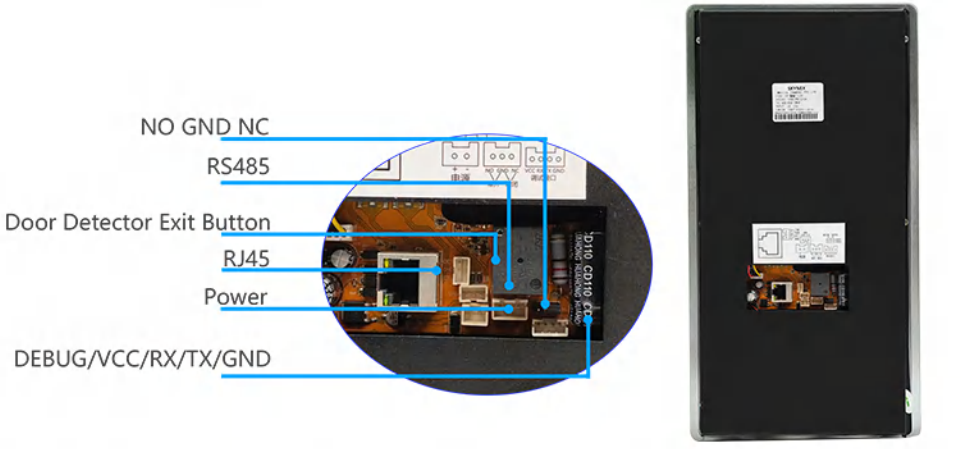
NO GND NC
RS485
Door Detector Exit Button
RJ45
Power
DEBUG/VCC/RX/TX/GND

Wifi Tuya IP 10 Inch Indoor Monitor (Black+Gray)

Multi Language | Touch Screen | Snapshot | Dual-way Call/Talk | Monitoring | Security Alarm

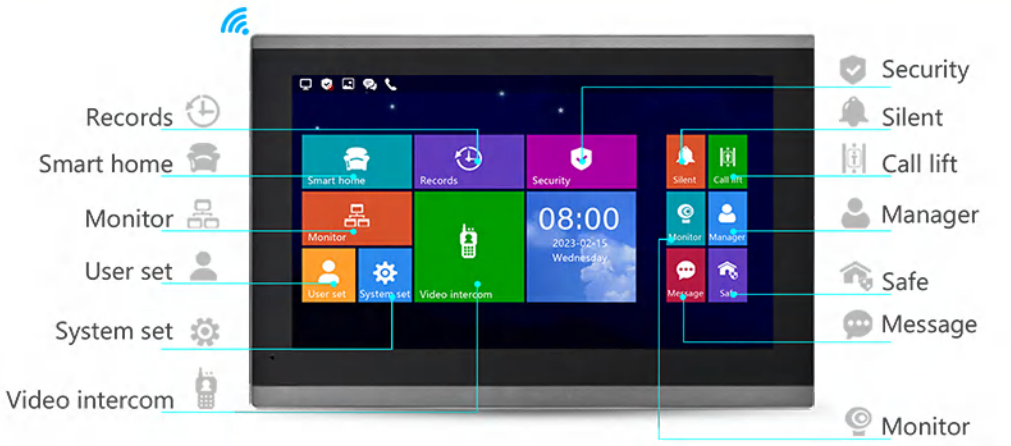
Records
Smart home
Monitor
User set
System set
Video intercom
Security
Silent
Call lift
Manager
Safe
Message
Monitor
Smart home
Records
Security
08:00
Monitor
User set
System set
Video intercom
Silent
Call lift
Message
Safe
Manager


S1 S2 S3 S4 GND 12V
Speaker
Bracket slot
S5 S6 S7 S8 GND 12V
Bell GND
V+ V-
RJ45
VCC RX TX GND


22mm
180mm
272mm

Dual Way Intercom / Unlock

Wall Mounted
The door is open,please come in
Hello! Package Delivery

Room to Room Call


Mom, I am coming
Mary, come down to eat dinner

Flat to Flat Call

Hi, Lisa, welcome to my home to join the party.
Thank you for your invitation, Annie.

Multi Unlock Ways


Swipe Card Unlock

PC Software Unlock

Administrator Guard Station Unlock

Mobile Phone Unlock

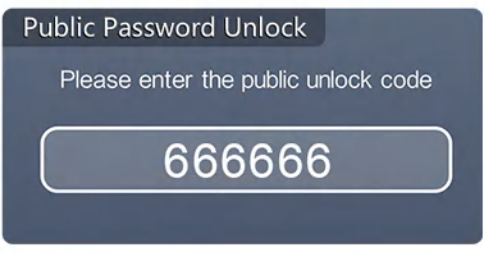
Public Password Unlock

Please enter the public unlock code

666666

Indoor Monitor Unlock

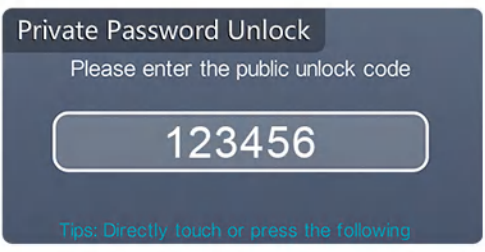
Private Password Unlock

Please enter the public unlock code

123456

Tips: Directly touch or press the following

Face Recognition unlock
CARD

Manage Card on the Machine

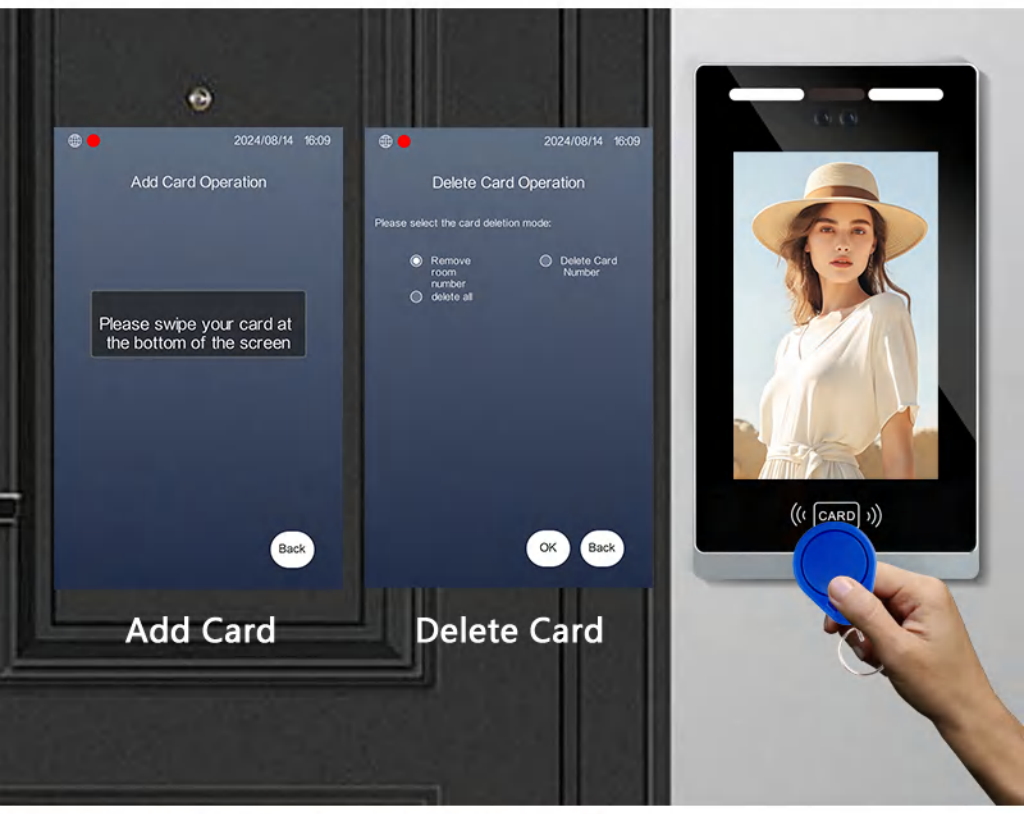
2024/08/14 16:09

Add Card Operation

Please swipe your card at the bottom of the screen

Back
Add Card

2024/08/14 16:09

Delete Card Operation

Please select the card deletion mode:

● Remove room number
○ delete all
○ Delete Card Number

OK
Back
Delete Card
CARD

Mobile Phone Tuya/Smart Life App Remote Monitor And Unlock

CARD
Hi, Sir. Package delivery.
Please put at my door.

1080P 2MP HD Camera With Night Vision


CARD
Day Vision
Night Vision

1080P 2MP HD Camera



Weather Protection And Durable Use

IP
IP waterproof
Dustproof
Weatherproof
Low & High Temperature:
-40℃~+70℃
2023/12/06 11:13
Call
Unlock
Reg Face
Setting
CARD

Low And High Temperature Working

-40°C
+70°C
2023/12/06 11:13
Call
Unlock
Reg Face
Setting
CARD

PC Management And Guard Station Manage

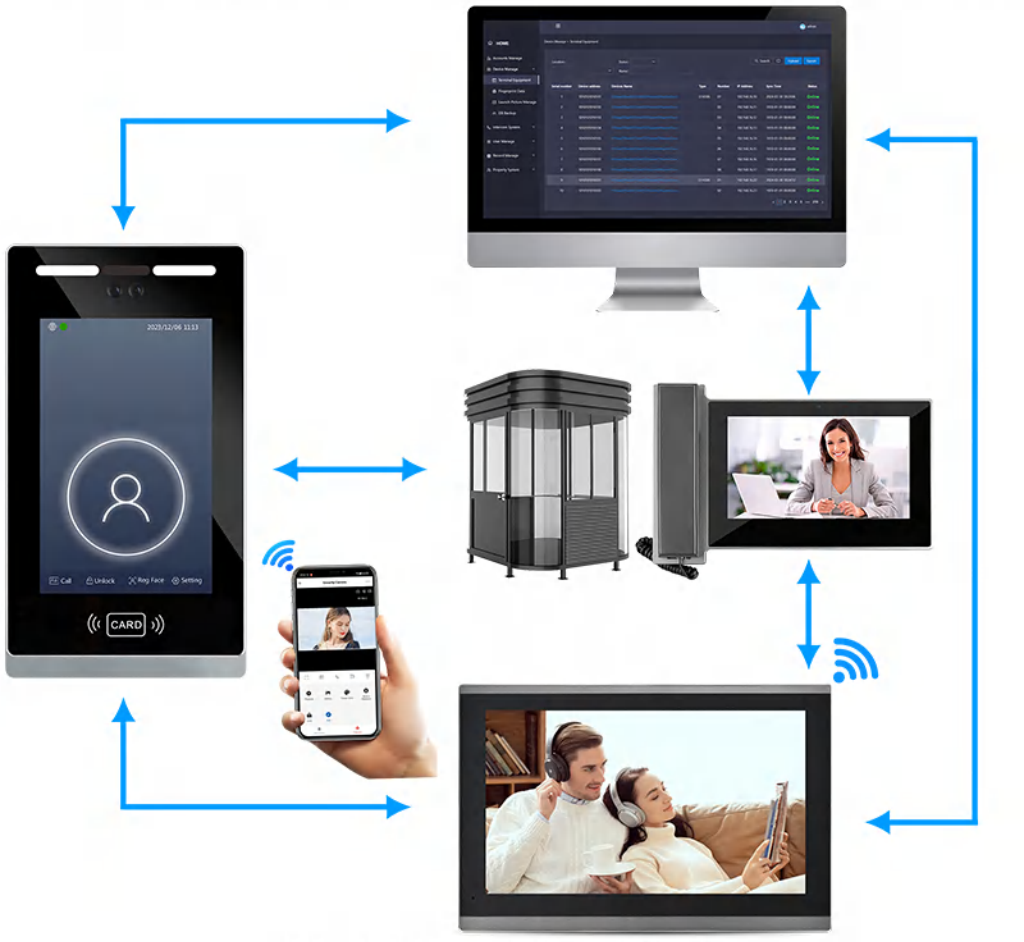

Multi Working Mode

At Home Mode

When visitor input the room number to call, indoor monitor and mobile phone will ring to remind resident to check who is calling and talk with him. Then click the unlock button to open the door.


At home
The door is open
Rose is coming in

Sleep Mode

The resident can click mute button if somebody call you at night. It won't bother you if you open mute mode.


Sound off
sleep
mute
No answer

Monitor Outdoor Station And CCTV Camera Monitor


Monitor
Door Station
Call Panel
IP Camera
Back
130°

Monitor
Door Station
Call Panel
IP Camera
Back


Monitor
Door Station
Call Panel
IP Camera
Back

Record

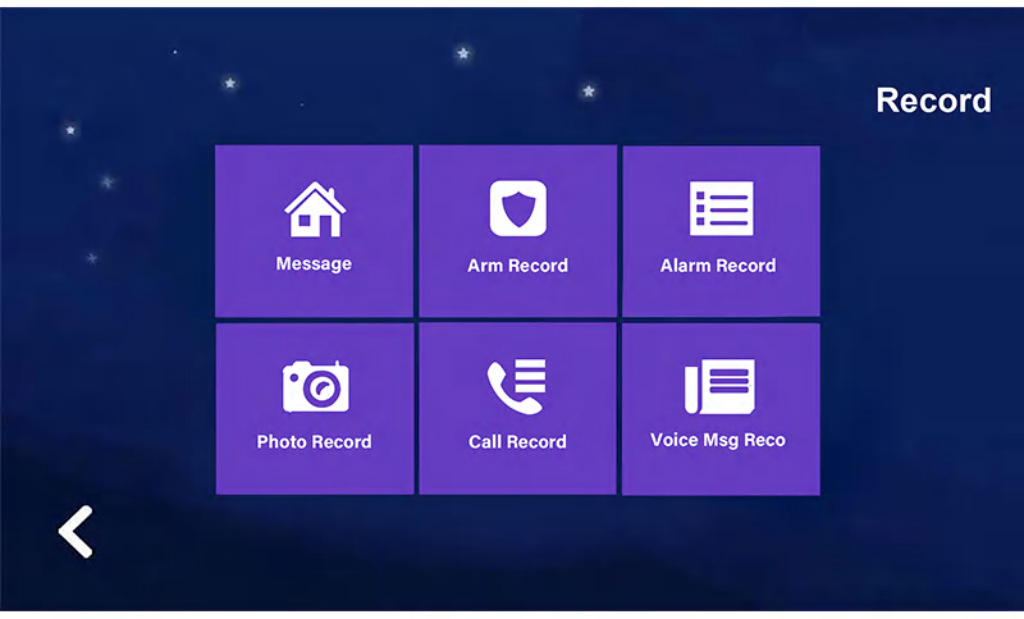
Record
Message
Arm Record
Alarm Record
Photo Record
Call Record
Voice Msg Reco

Security And Alarm 8 Defense Zones

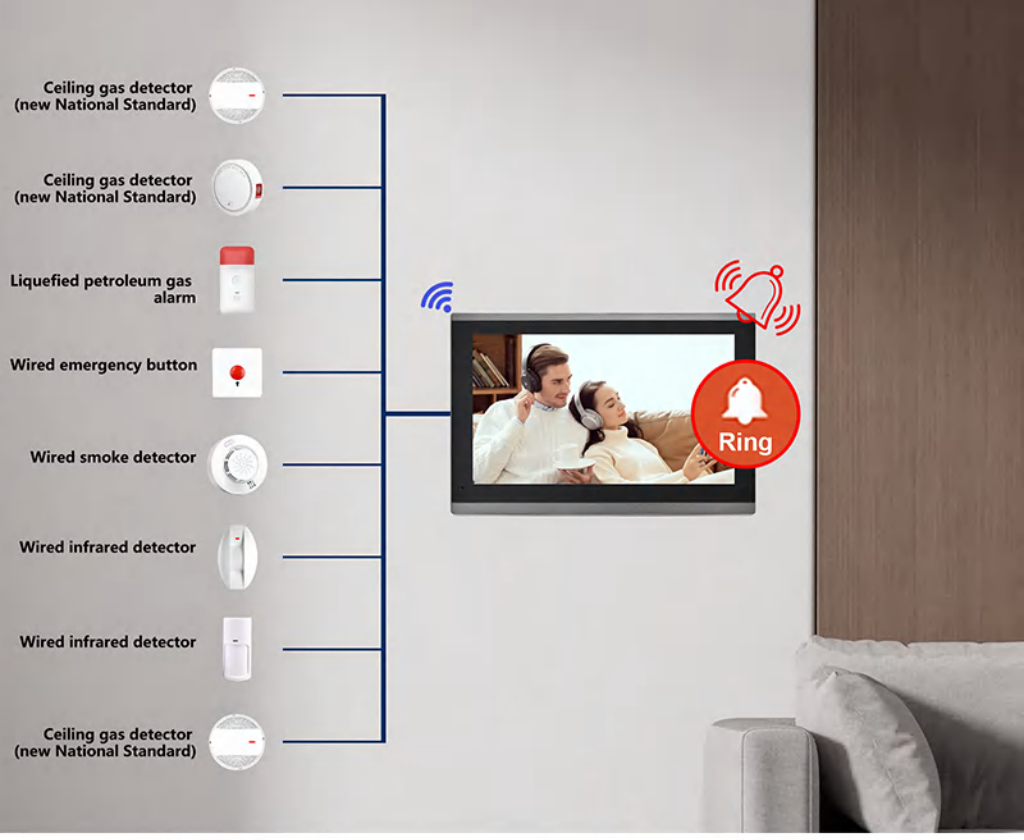
Ceiling gas detector (new National Standard)
Ceiling gas detector (new National Standard)
Liquefied petroleum gas alarm
Wired emergency button
Wired smoke detector
Wired infrared detector
Wired infrared detector
Ceiling gas detector (new National Standard)
Ring

Accessories For Mounting


User Manual

Outdoor Station Installation

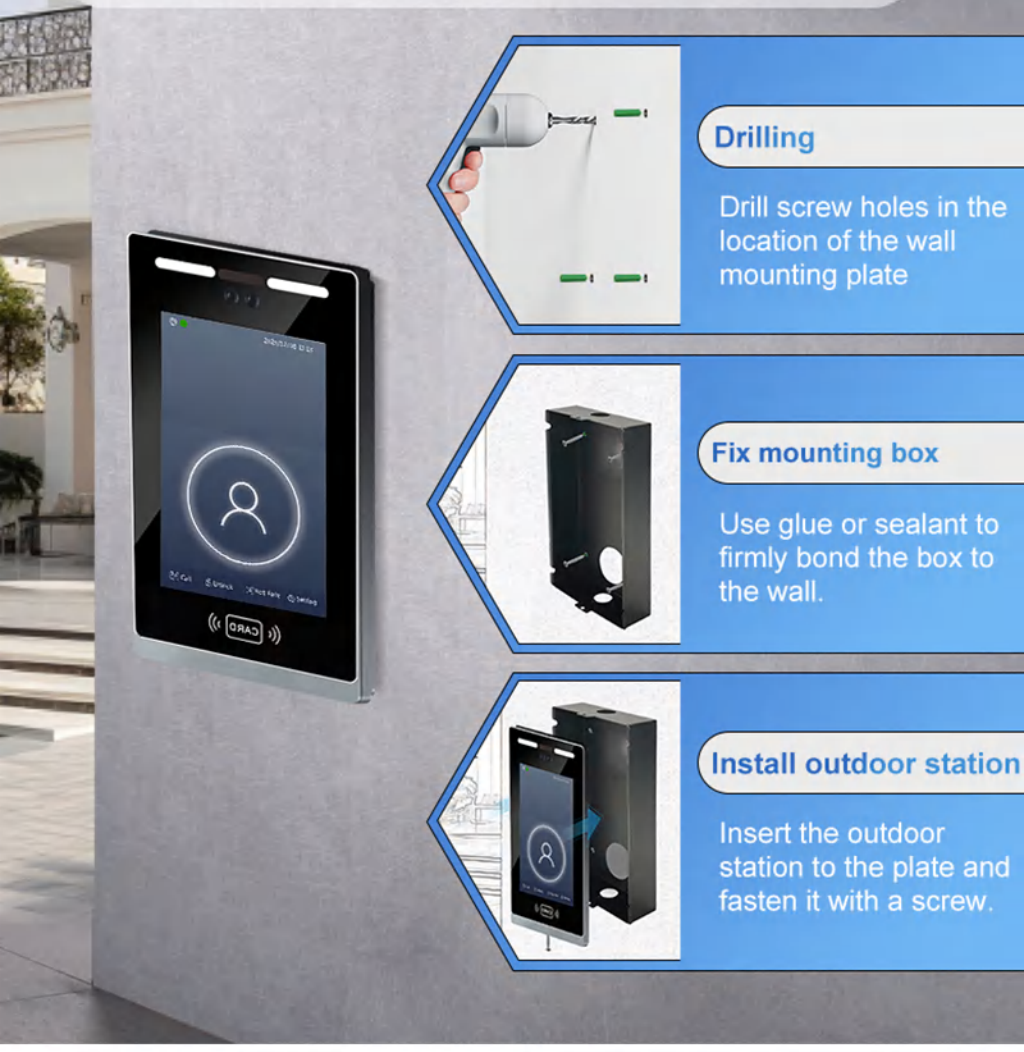

Drilling

Drill screw holes in the location of the wall mounting plate

Fix mounting box

Use glue or sealant to firmly bond the box to the wall.

Install outdoor station

Insert the outdoor station to the plate and fasten it with a screw.

Indoor Monitor Installation



Drilling

In the reserved hole on the wall, drill screw holes in the location of the wall mounting plate

Fix wall mounting plate

Fix the wall mounting plate to the wall with 2 screws

Hook indoor monitor

Hook the indoor monitor to the wall mounting plate tightly

Certification CE/FCC/RoHS, etc

UI And Language Can Be Customized

UI Interface

Multi Language

Customize Your Logo For Free If Over 200 Pcs

IP System-Apartment 1 to 1 Diagram

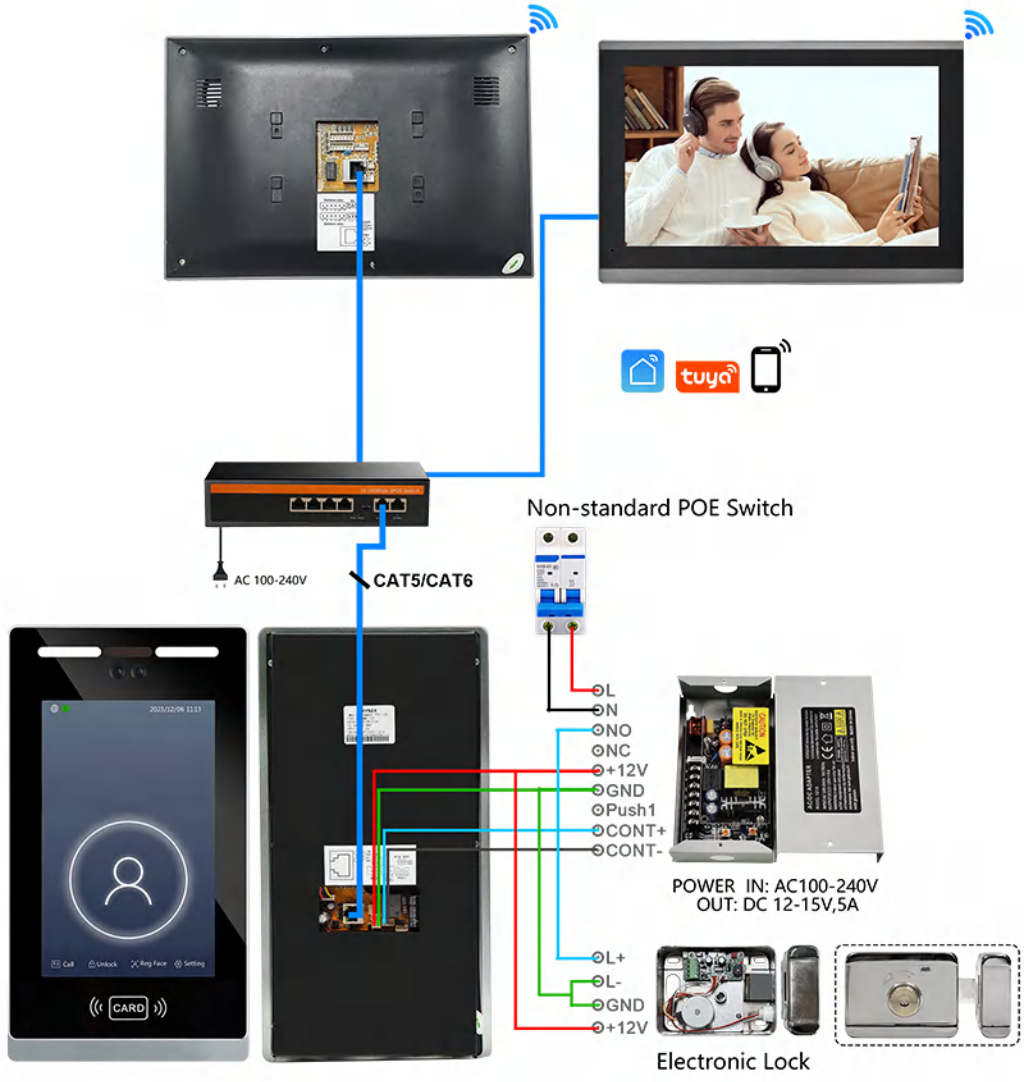
Non-standard POE Switch
AC 100-240V
CAT5/CAT6
L
N
NO
NC
+12V
GND
Push1
CONT+
CONT-
POWER IN: AC100-240V
OUT: DC 12-15V,5A
L+
L-
GND
+12V
Electronic Lock
CARD

IP Apartment Video Intercom Normal System Diagram

Support connect up 1-9999 pcs indoor monitor

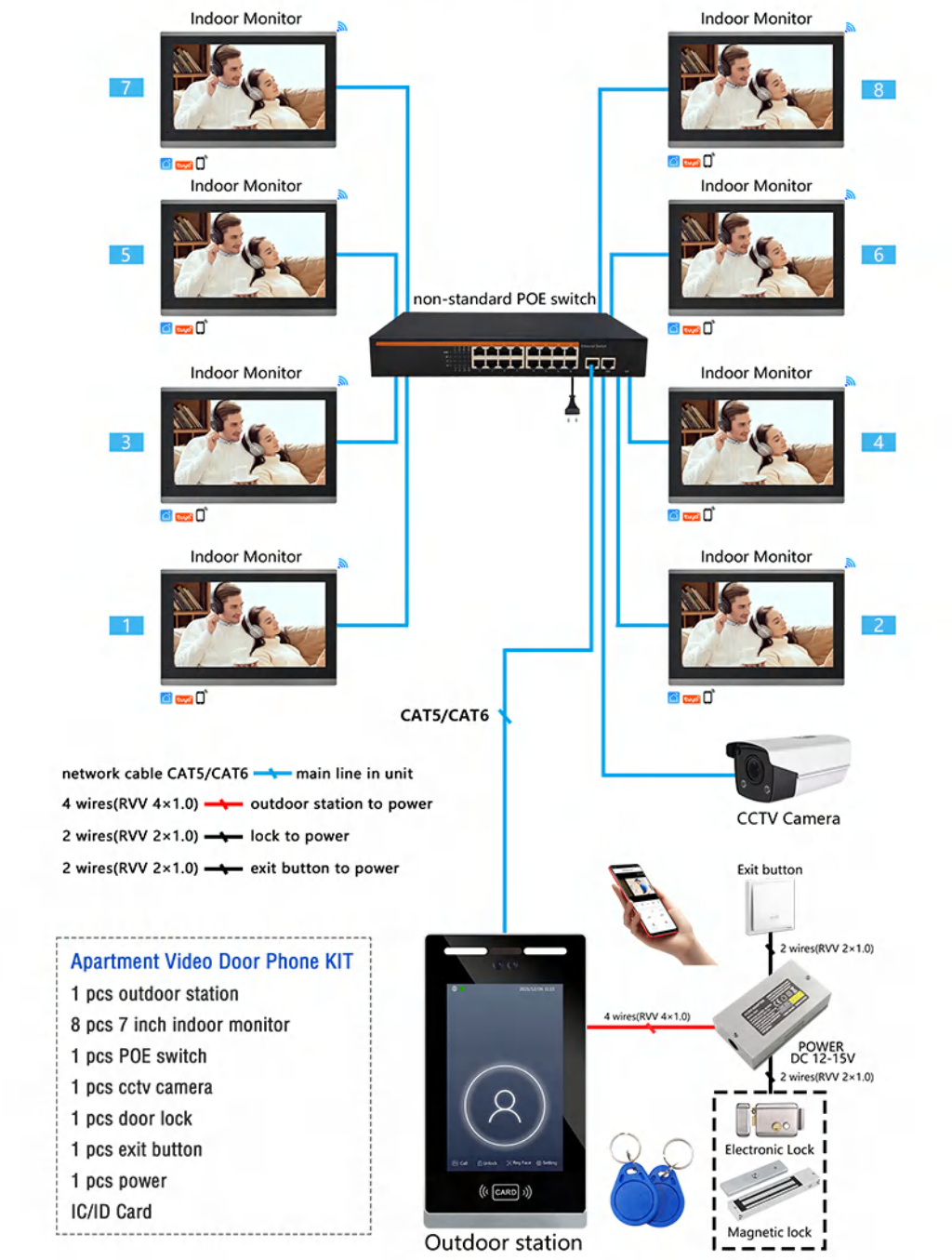
Indoor Monitor
7
8
5
6
non-standard POE switch
3
4
1
2
CAT5/CAT6
CCTV Camera
network cable CAT5/CAT6 main line in unit
4 wires(RVV 4×1.0) outdoor station to power
2 wires(RVV 2×1.0) lock to power
2 wires(RVV 2×1.0) exit button to power
Exit button
2 wires(RVV 2×1.0)
4 wires(RVV 4×1.0)
POWER
DC 12-15V
2 wires(RVV 2×1.0)
Electronic Lock
Magnetic lock
CARD
Outdoor station

Apartment Video Door Phone KIT

- 1 pcs outdoor station
- 8 pcs 7 inch indoor monitor
- 1 pcs POE switch
- 1 pcs cctv camera
- 1 pcs door lock
- 1 pcs exit button
- 1 pcs power
- IC/ID Card

IP Apartment Video Intercom Local LAN Networking System Digram

Support connect up 1-9999 pcs indoor monitor

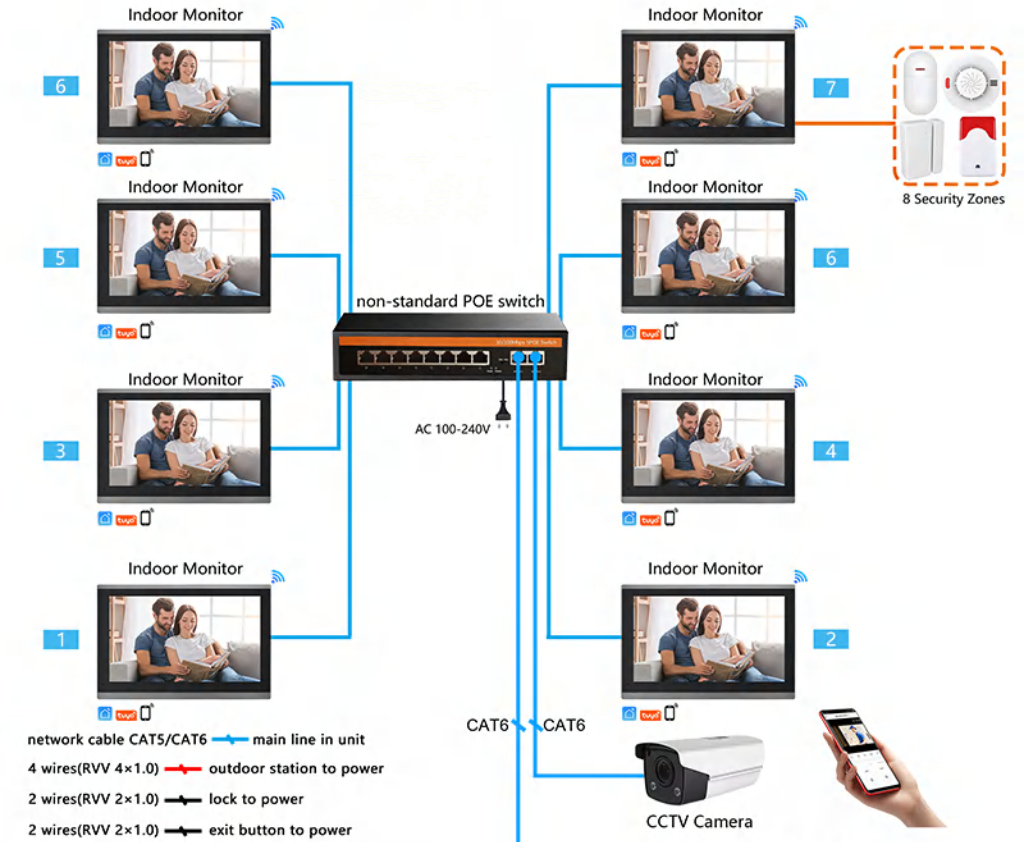
Indoor Monitor
6
7
8 Security Zones
5
6
non-standard POE switch
AC 100-240V
3
4
1
2
CAT6
CAT6
CCTV Camera
network cable CAT5/CAT6 main line in unit
4 wires(RVV 4×1.0) outdoor station to power
2 wires(RVV 2×1.0) lock to power
2 wires(RVV 2×1.0) exit button to power

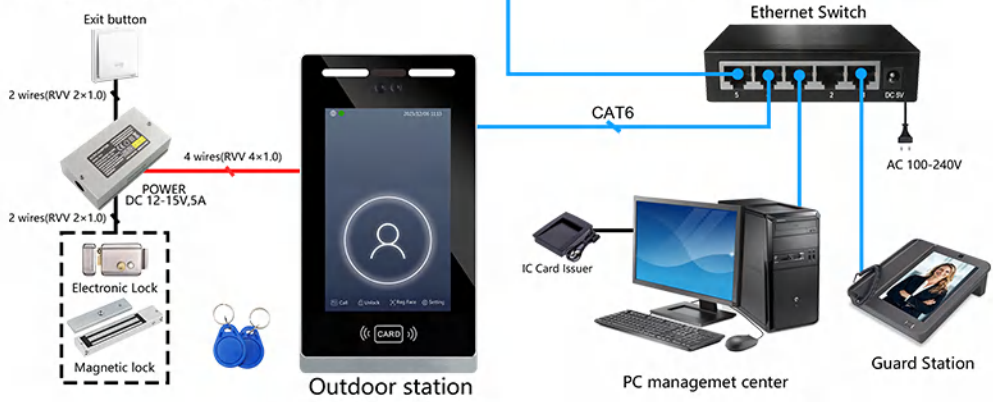
Exit button
2 wires(RVV 2×1.0)
4 wires(RVV 4×1.0)
POWER
DC 12-15V,5A
2 wires(RVV 2×1.0)
Electronic Lock
Magnetic lock
CARD
Outdoor station
CAT6
Ethernet Switch
AC 100-240V
IC Card Issuer
PC managemet center
Guard Station

Specifications And Parameters

INDOOR MONITOR

Model	IP-M92T-TUYA
Display Screen	10.1 inch TFT LCD
Resolution	1024*600 pixels
System	Linux system
Network Transmission Mode	TCP/IP protocol
Connection	Network cable CAT5/CAT6
Color	Black+ dark grey / customize
Language	English / Turkish / Spanish / French /Customize
App	Tuya, Smart Life
Material	ABS Plastic + PET
Charge	Non-standard POE switch / Power adapter (DC12-24V)
Operation Voltage	DC 12-24V
Operation Current	≤700mA
Operation Temperature	30°C~+60°C
Dimensions	272*180*22 (mm)
Installation	Wall-mounted

OUTDOOR STATION

Model	IP-D10A
Display	10.1 inch TFT LCD IPS
Camera	1/3 CMOS 2 MP 2 HD camera
Definition	1080P 2 MP
Resolution	1280*800 Pixels
Material	Aluminum alloy shell + touch screen
Network Transmission Mode	TCP/IP protocol
Charge	Non-standard POE switch / Power
Connection	CAT5/ CAT6
Ethernet interface	RJ45
IC Card Capacity	No limited
Face ID Capacity	≤20000
Operation Current	<900mA
Operation Voltage	DC 12-15V
Operation Temperature	-40°C~ +70°C
Outline Dimensions	358*190*48mm
Installation Dimensions	345*165*40mm
Installation	Wall-mounted or Embedded