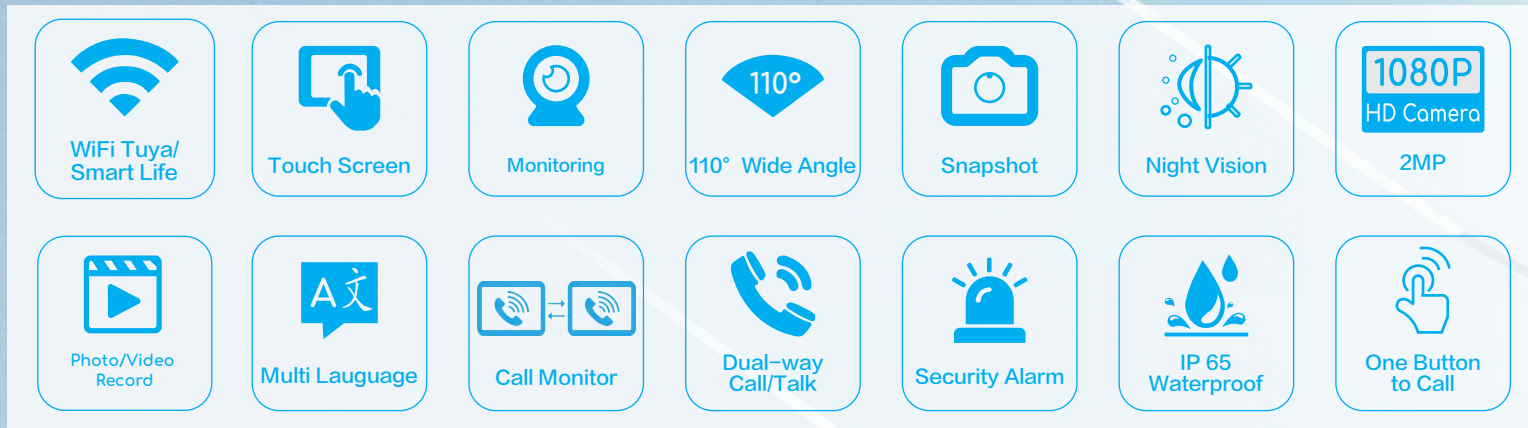


10 Inch IP Villa Kit Video Door Phone Intercom




SKY-IP-M92T-TUYA



SKY-IP-P901

Smart and Security For Your Home

Suitable For Various Environments

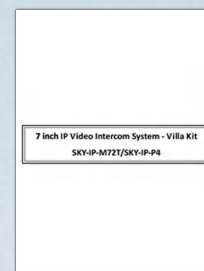



Beautiful & High Quality Package With Lifting Handle



1.Net Weight: 1.6 kg
2.Carton Size: 8 Kits / Carton

Villa Kit Accessories



User Manual

10.1 Inch IP Indoor Monitor



Multi Language



Touch Screen



Snapshot



Dual-way Call/Talk



Monitoring



Security Alarm




180mm

272mm



22mm



Speaker


Security Zone

Bracket Slot

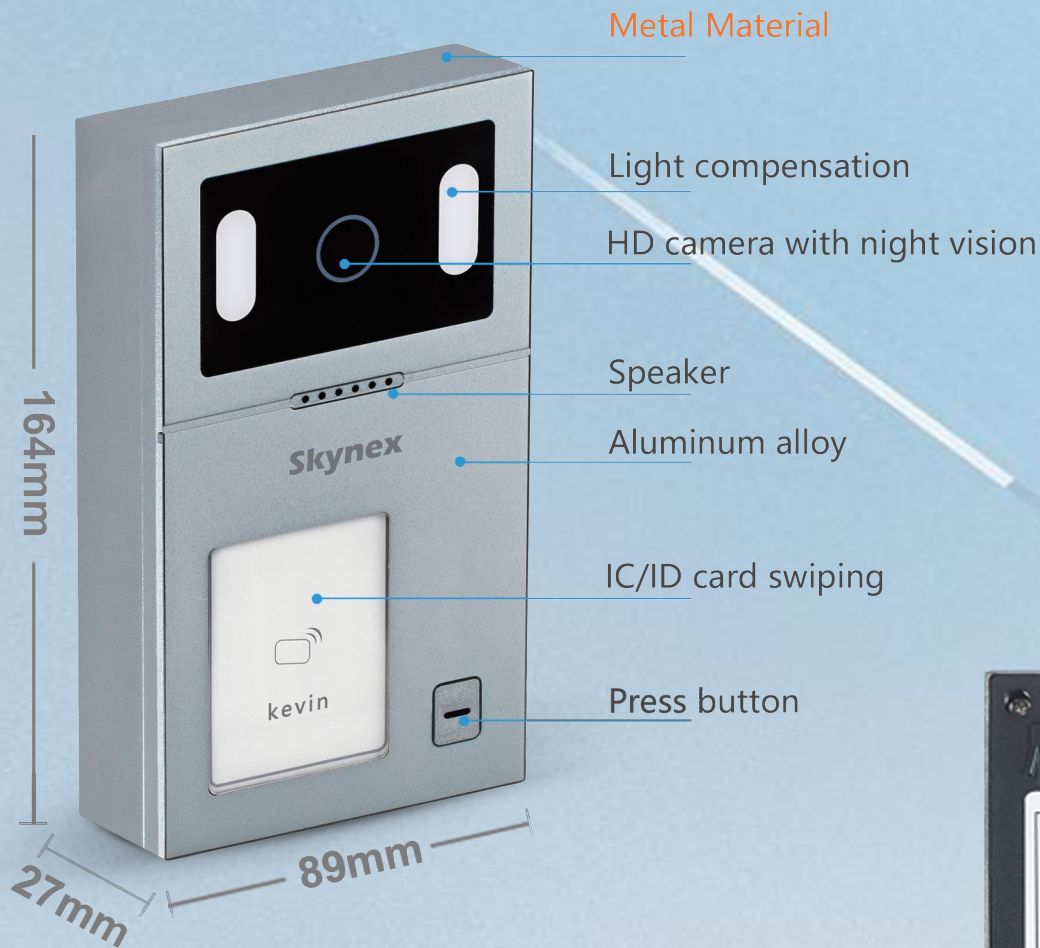
Doorbell

Power + -

Rj45



Outdoor Station Details




NC GND NO

NC COM NO

RJ45

GND ADDR SW DET

Magnetic lock Power supply



Dual-way Call / Talk / Video Intercom and Unlock



Wall Mounted 

 **Day Vision**

 **Night Vision**

The door is open, please come in

IP Waterproof

Skynex

kevin


Hello! Package Delivery



Multi Working Mode Convenient for Your Life


At Home Mode

When visitor press one button to call, indoor monitor will ring to remind resident to check who is calling and talk with him. Then click the unlock button to open the door.

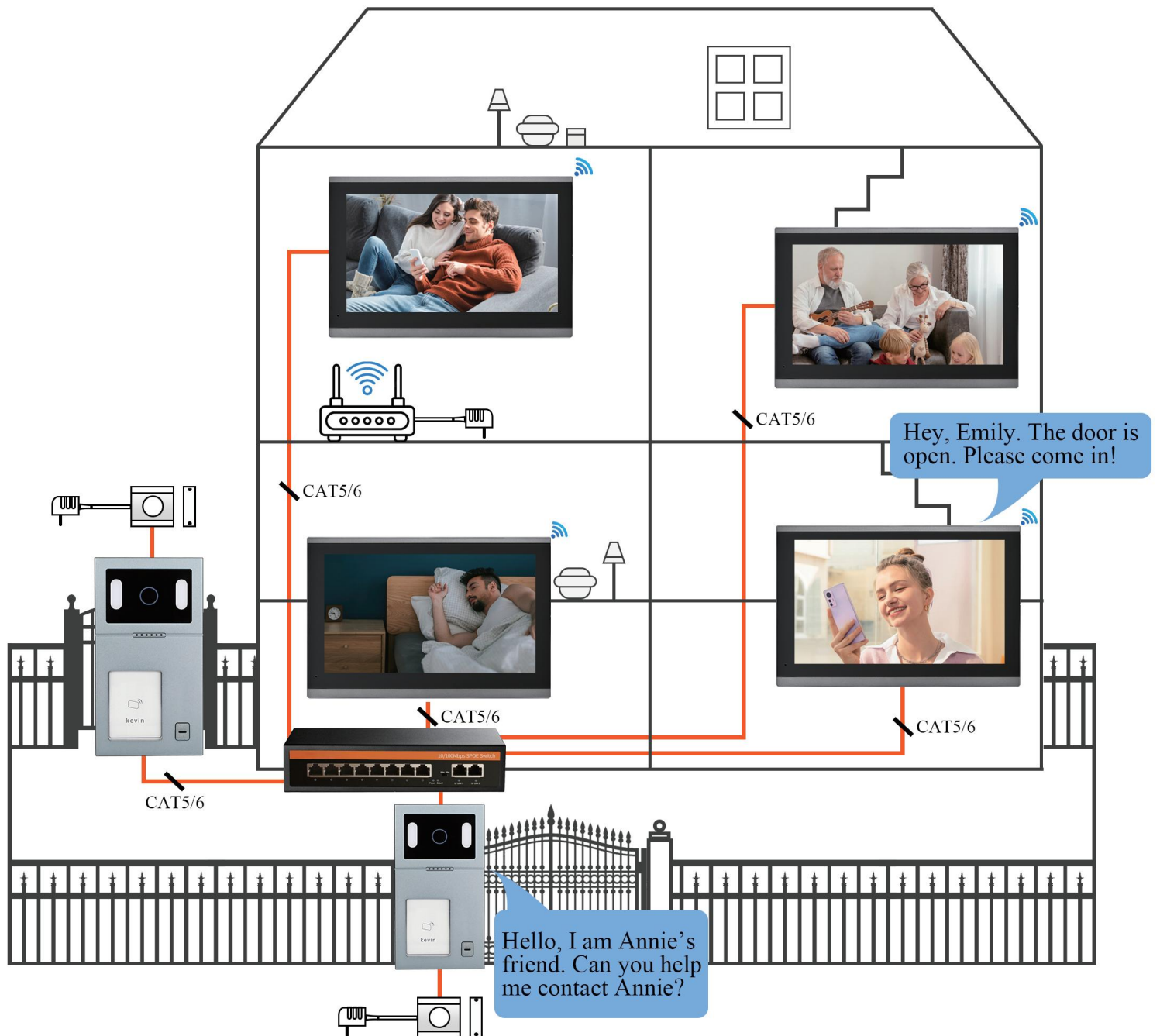


Sleep Mode

The resident can click mute button if somebody call you at night. It won't bother you if you open mute mode.



Visitor One Button To Call



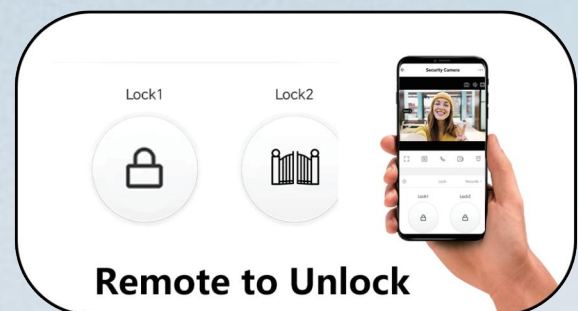
Different rooms can install multi indoor monitors up to 99 pcs when connect with POE , When visitor coming, one button to call , all indoor monitor screen will ring can see outside who is calling , talk and unlock . If one answer the call, other screens will hang up.

Room To Room Call




multi indoor monitors can be installed in different rooms , support room to room call.

Multi Unlocking Methods



Screenshot & Photo / Video Record



IP65 Waterproof & Durable Use



IP waterproof



Dustproof



Weatherproof



Low & High Temperature:
-40°C~70°C



Night Vision Camera Clear Image



HD 1080P , 2MP Doorbell




1080P



1200TVL



800TVL



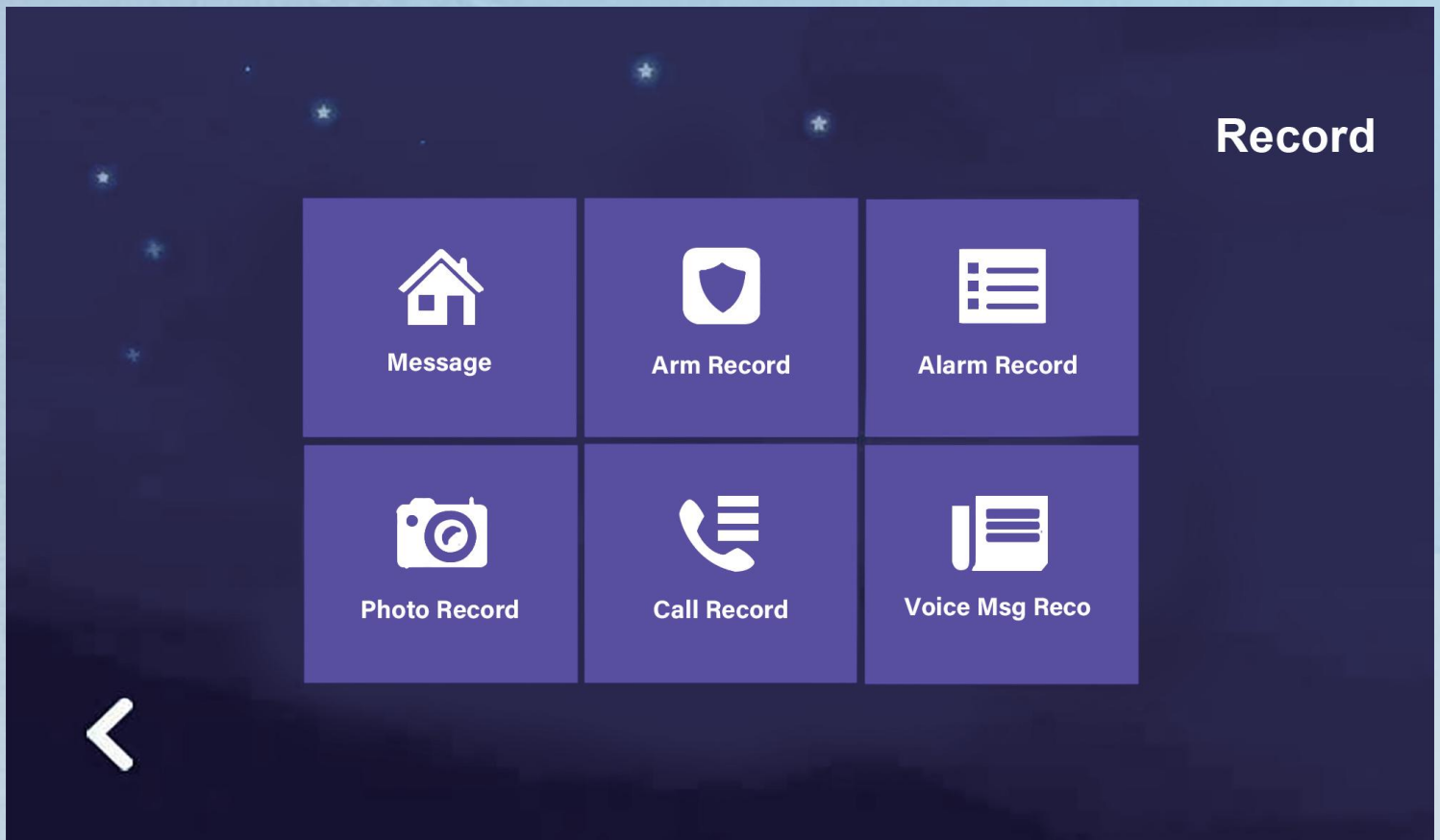
Wide Angle , Easy To Identify



Monitor Villa Outdoor Station And CCTV Camera



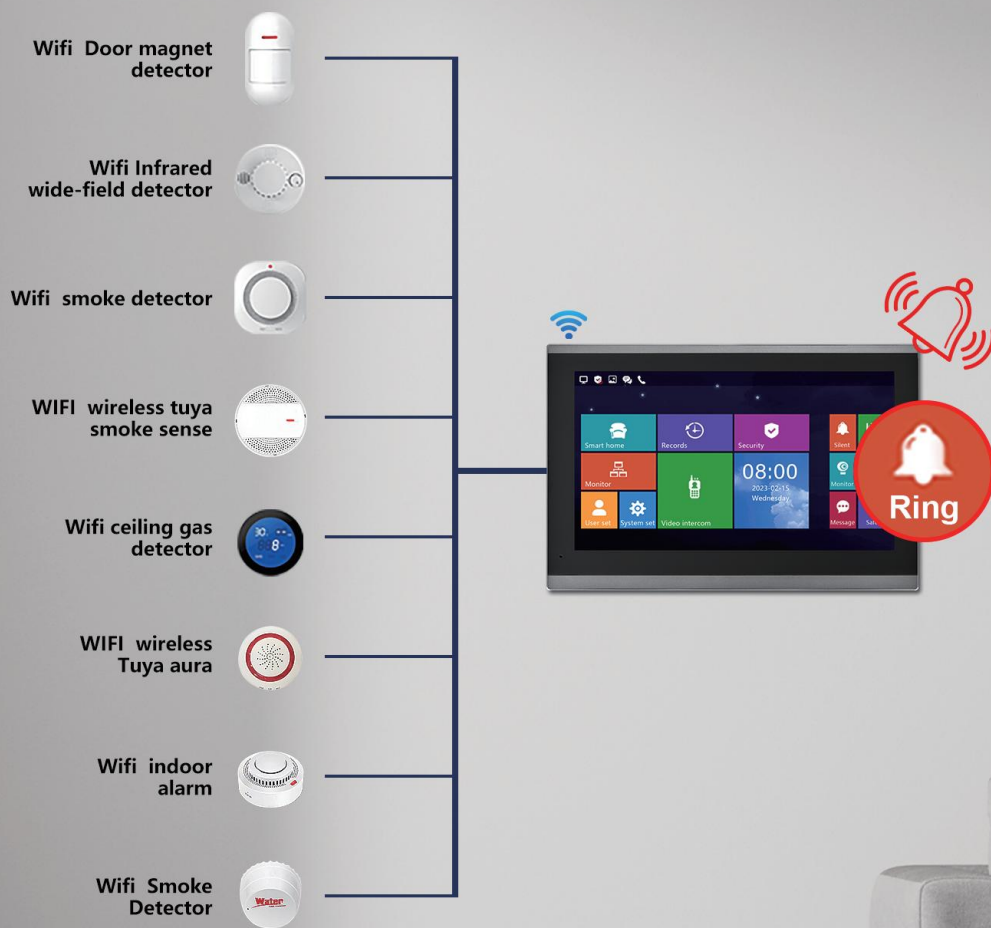
Records



- ☒ Taking Photo or Video Automatically When Calling From Outdoor Unit
- ☒ Storing Video or Photos is Related to Memory Card (Max Support 128G SD Card))



Security And Alarm

8 Defense Zones



8 Defense Zones Can Be Connected, Such As Gas Detector, Smoke Detector. An Automatic Alarm Will Be Raised If Anything Is Abnormal.

Outdoor Station Installation



Drilling

Drill screw holes in the location of the wall mounting plate



Fix wall mounting plate


Fix the wall mounting plate to the wall with 2 screws



Install outdoor station


Insert the outdoor station to the plate and fasten it with a screw.

Indoor Monitor Installation



Drilling

In the reserved hole on the wall, drill screw holes in the location of the wall mounting plate



Fix wall mounting plate

Fix the wall mounting plate to the wall with 2 screws



Hook indoor monitor

Hook the indoor monitor to the wall mounting plate tightly

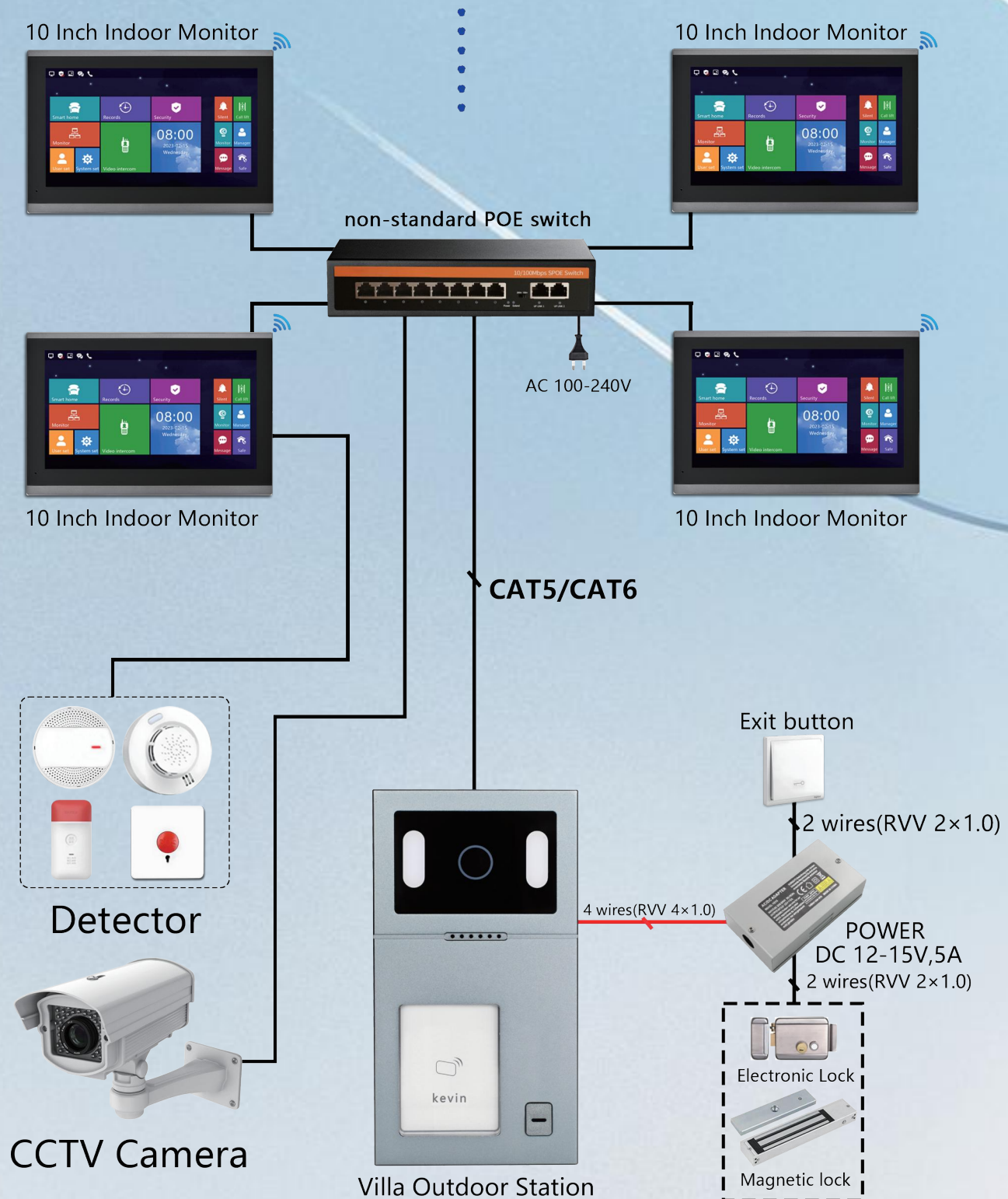
IP System—Villa 1 to 1 Diagram



1 Ostation + 1 Indoor Monitor: Connected Directly Through Power Adapter
Indoor Monitor Supply Power To Outdoor Station.

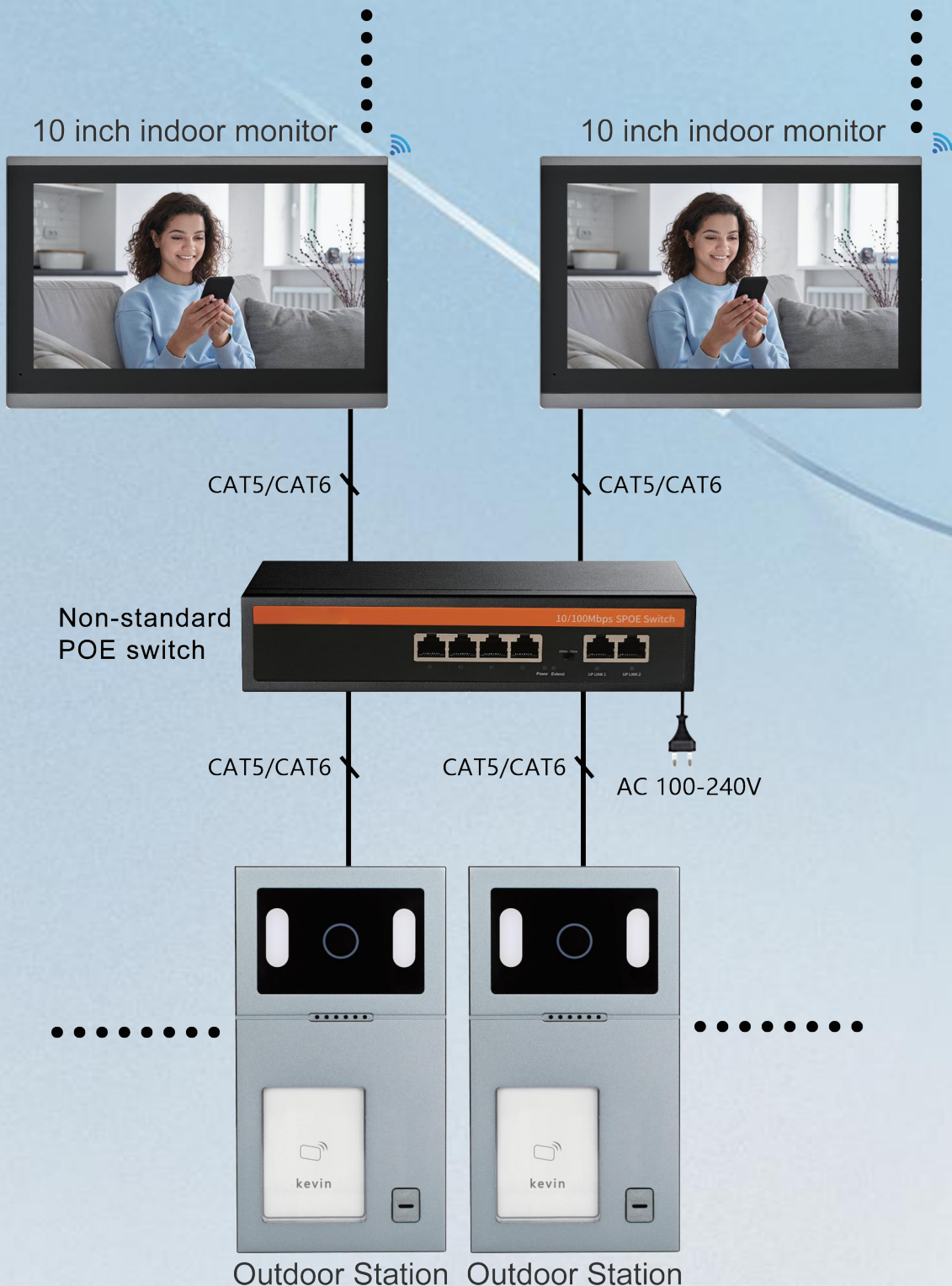
IP System -Villa 1 to 99 Diagram

Up to 99 pcs indoor monitor



Support Multiple Call Panels, Support Multiple Indoor Monitors;
With Non-standard POE , Support Up to 99 Indoor Monitors And Outdoor Units..

IP System- Villa 99 to 99 Diagram



Max System : 2 call panels+ 4 indoor monitors direct series or add POE

TCB	name of organization address telephone number	TCB
name of the individual address	name of the individual address	
name of the individual address	name of the individual address	
name of the individual address	name of the individual address	
name of the individual address	name of the individual address	
name of the individual address	name of the individual address	
name of the individual address	name of the individual address	
name of the individual address	name of the individual address	
name of the individual address	name of the individual address	
name of the individual address	name of the individual address	
name of the individual address	name of the individual address	
name of the individual address	name of the individual address	
name of the individual address	name of the individual address	
name of the individual address	name of the individual address	
name of the individual address	name of the individual address	
name of the individual address	name of the individual address	
name of the individual address	name of the individual address	
name of the individual address	name of the individual address	
name of the individual address	name of the individual address	
name of the individual address	name of the individual address	

Customize Your Logo For Free If Over 200 Pcs



UI and Language Can Be Customized



UI Interface


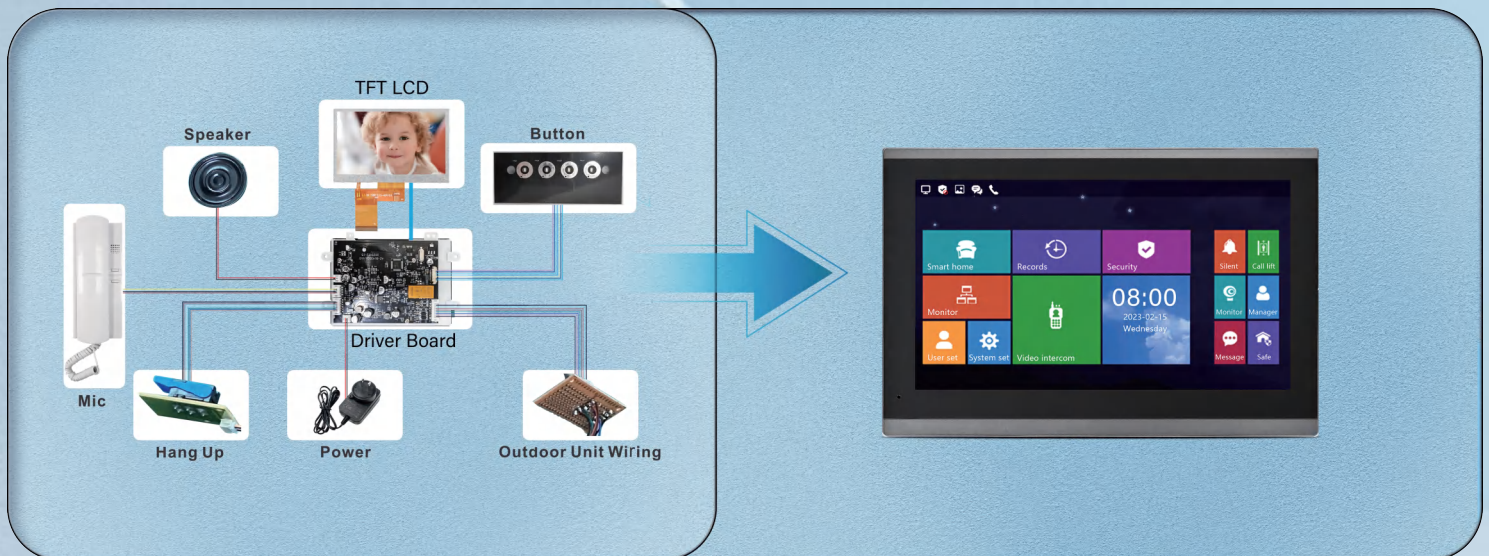


Multi Language

TFT LCD + Driver Board+Camera Module +Other Semi Parts SKD Solutions for You

We Support SKD Solutions

Assembly Customization



Specifications and Parameters

SPECIFICATIONS

System	Linux System	Network Transmission	TCP/IP Protocol
Connection	RJ45 Network Cable CAT5 / CAT6	Installation	Wall Mounted
Net Weight	1.6 kg	App	Tuya, Smart Life

INDOOR MONITOR

Model	IP-M92T-TUYA
Display Screen	10.1 inch TFT LCD
Resolution	1024*600 Pixels
Material	ABS Plastic + Acrylic Panel +Full Touchscreen
Power	Non-Standard POE Switch / Power Adapter (DC12-24V)
Working Voltage	DC 12-24V
Working Current	≤700mA
Working Temperature	-10℃~+50℃
Working Humidity	10%~90%
Storage Temperature	-40℃~70℃
Language	Chinese/English/Customize
Dimensions	272*180*22 (mm)
Color	Black+ dark grey / customize
Installation	Wall mounted

OUTDOOR STATION

Model	IP-P901
Definition	1080P 2 Million Pixels
Color	White+Silver
Material	Aluminum Alloy +Acrylic Panel+ Press Button
Power	Non-Standard POE Switch / Power (DC12- 15V)From Monitor
Working Voltage	DC 12-15V
Working Static Current	<200mA
Working Dynamic Current	<250mA
Working Humidity	10%~90%
Working Temperature	-30℃~ +60℃
Maximum Power Consumption	< 5W
Dimensions	165(H)*90(W)*28(D)mm
Installation	Wall-mounted or Embedded

No.	Malfunction	Reason	Solution
1	Outdoor station can't call indoor monitor?	1.Indoor Monitor got reset 2.Network cable quality or different standard	"1.In ""Sys Set""-""Address"" ,set address as ""0101010101 2.Use a 568B standard and good quality network cable"
2	"Before installation , it was working well. But after installation, it can not be called?"	1.Network cable quality 2.Insufficient power supply voltage	"1.Use a good quality network cable 2.Use a power adapter with output DC18V-24V,if the network cable is over 40 meters"
3	"When visitor was calling, only one monitor is working"	1.Address is the same	"1.For example, the address of one monitor is ""0101010101"" , and the address of another should be ""0101010102"". If there are more screens, then the address should be ""0101010103"" , ""0101010104"" and so on."
4	Why can't open the lock?	"1.Don't use a power supply controller 2. Connect the wrong wire"	"1.Use a power supply controller to power and control the lock 2. Please get and check the wiring diagram or video from technical support"